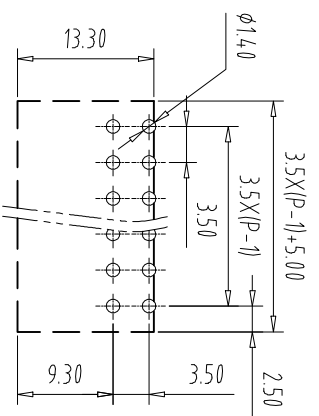
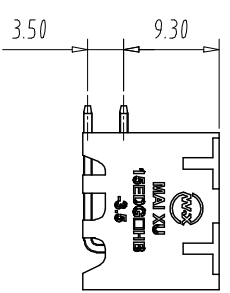
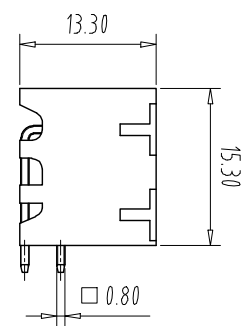
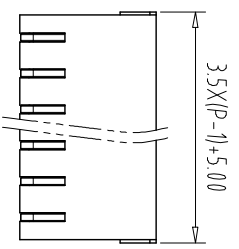
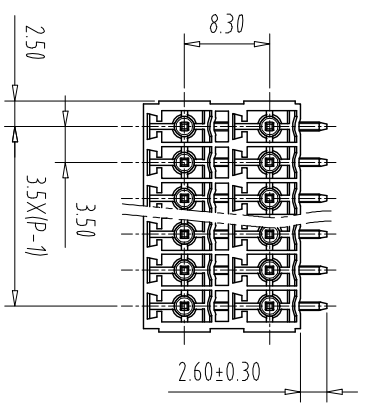


注：本图仅供参考，复制、编辑、修改、以及用其内容进行标注



PCB Layout

REV	ECN NO.	CONTENT	CHK	DATE

NOTES1:

UL Standard

1. Use group	B	C	D
Rated Current	8A	/	/
Rated Voltage	300V	/	/

IEC Standard

1. Pollution Degree	3	2	2
Overvoltage Category	III	III	II
Rate Impulse Voltage(KV)	2.5KV	2.5KV	2.5KV
Rate Voltage(V)	160V	160V	250V
Rate Current(A)	8A	8A	8A

NOTES2:

- 1.Housing: PA66 (UL94V-0)
- 2.Long Solder Pin: Brass (Sn Plated)
- 3.Short Solder Pin: Brass (Sn Plated)

NOTES3:

- 1.Pitch: 3.5mm Poles: 2x(02-24)P
- 2.Operating temperature: -40℃~+105℃
- 3.RoHS Compliance

How to order

MX15EDGRHB - 35 - 2XXXX - XXXX - X - X

产品型号 间距 极数 颜色: 01:带极颜色 02-99: 定制颜色 A-Z其他定制

颜色: 灰色:GY 橙色:OE 定制颜色
 蓝色:BU 红色:RD
 黑色:BK 透明色:TT
 绿色:GN 黄色:YW
 白色:WE
 Cu:铜
 Fe:铁

Pitch Range In		Nominal Dimension Range		In mm		Over		Pitch Range In	
TO	6	TO	10	TO	30	TO	60	TO	100
±0.15	±0.20	±0.30	±0.30	±0.50	±0.70	±1.00	±1.30	±2°	±2°

ITEM	NAME OF PART	NO OF PART	Q'TY	MATERIAL	NOTE
DWG	CHK	DATE	DATE	SCALE	1:1
APP	DATE	DATE	SCALE	1:1	A4
NAME		MX15EDGRHB-35-2XXXXP			

MAIXU ELECTRONICS CO.,LTD.
 慈溪市迈旭电子有限公司

DWGNO.