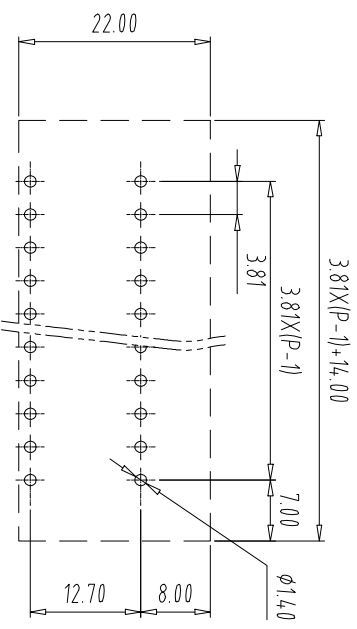
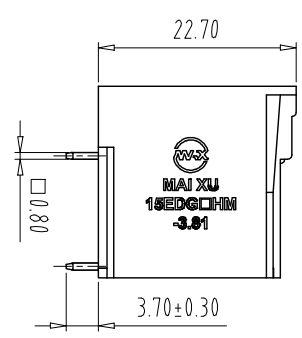
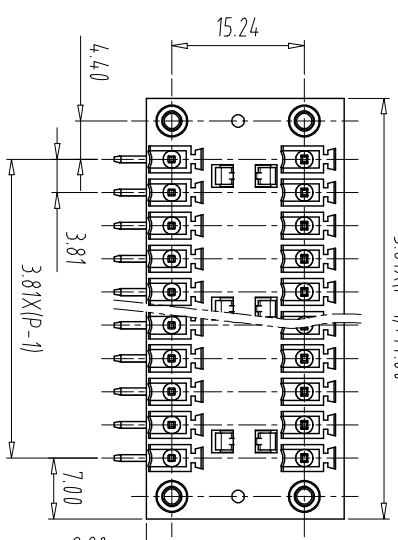
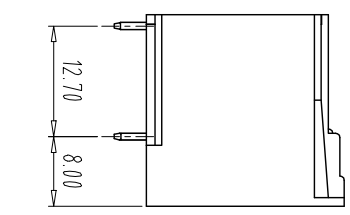
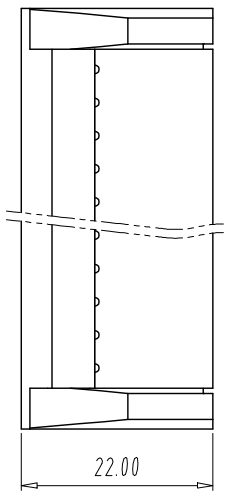


注: 本图禁止传输、复制、编辑、删除、以及用其他设备修改



PCB Layout

Pitch Range In mm		Nominal Dimension Range In mm	
Over 6	Over 10	Over 30	Over 60
TO 6	TO 10	TO 30	TO 60
Over 10	Over 24	Over 60	Over 100
TO 10	TO 24	TO 60	TO 100
Over 150	Over 150	Over 150	Over 150
TO 150	TO 150	TO 150	TO 150
±0.15	±0.20	±0.30	±0.50
±0.30	±0.50	±0.70	±1.00
±1.00	±1.30	±2°	

REV	ECN NO.	CONTENT	CHK	DATE

NOTES:  
UL Standard

1. Use group	B	C	D
Rated Current	8A	/	8A
Rated Voltage	300V	/	300V

IEC Standard

1. Pollution Degree	3	2	2
Overvoltage Category	III	II	II
Rate Impulse Voltage(KV)	2.5KV	2.5KV	2.5KV
Rate Voltage(V)	160V	160V	250V
Rate Current(A)	7A	7A	7A

NOTES2:

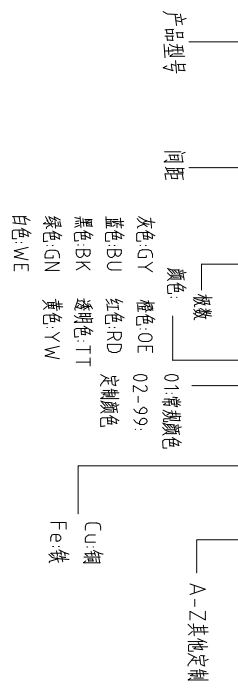
- 1.Housing: PA66 (UL94V-0)
- 2.Cover: PA66 (UL94V-0)
- 3.Long Solder Pin: Brass (Sn Plated)
- 4.Short Solder Pin: Brass (Sn Plated)
- 5.Nut: Brass

NOTES3:

- 1.Pitch: 3.81mm Poles: 2x(02-24)P
- 2.Operating temperature: -40°C~+105°C
- 3.RoHS Compliance

How to order

MX15EDGRHM - 381 - 2XXXX - XXXX - XX - X



ITEM	NAME OF PART	NO. OF PART	Q'TY	MATERIAL	NOTE
DWG	CHK	DATE	SCALE	MM	SHEET/OF
APP	DATE		1:1	A4	1/1
CXI MAIXU ELECTRONICS CO.,LTD. 慈溪市迈旭电子有限公司			NAME		
				MX15EDGRHM-3.81-2XXXX	
				DWGNO.	