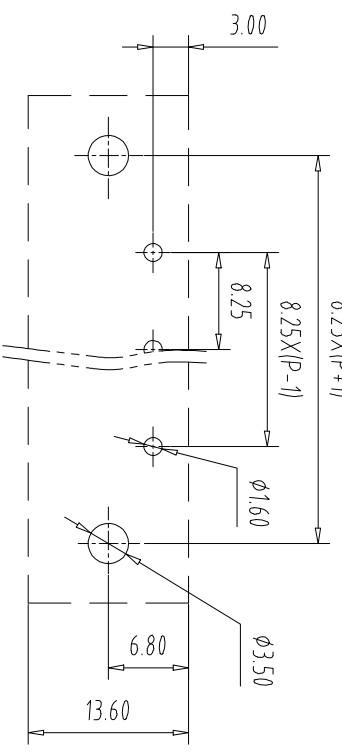
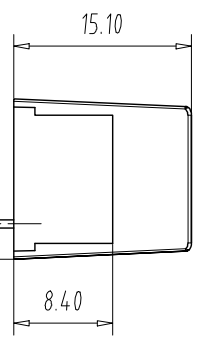
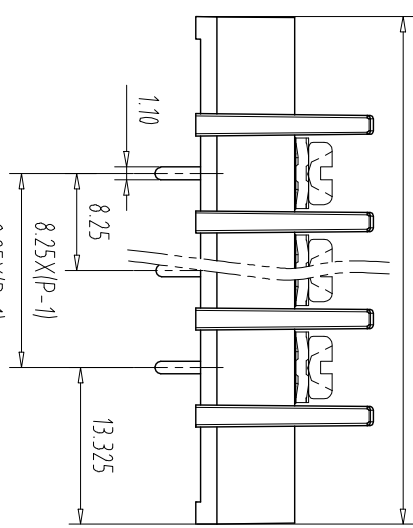
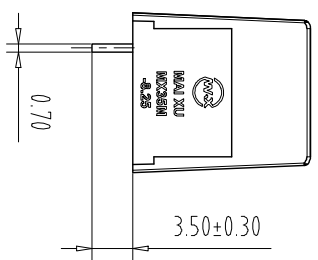
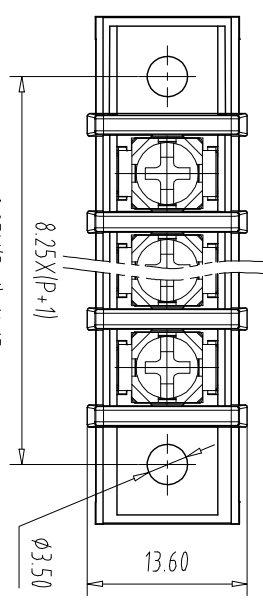


注：本板为禁止传输、复制、编辑文档，以及用其内容进行交流



PCB Layout

Pitch Range	In mm	Nominal Dimension	Range
Over 6	Over 10	Over 30	Over 60
TO 6	TO 10	TO 30	TO 60
Over 10	Over 24	Over 60	Over 100
TO 10	TO 24	TO 60	TO 100
Over 150	Over 150	Over 150	Over 150
TO 150	TO 150	TO 150	TO 150
±0.15	±0.20	±0.30	±0.50
±0.20	±0.30	±0.50	±0.70
±0.30	±0.50	±0.70	±1.00
±0.50	±0.70	±1.00	±1.30
±2°	±2°	±2°	±2°

REV	ECN NO.	CONTENT	CHK	DATE

NOTES1:  
UL Standard

1. Use group	B	C	D
Rated Current	20A	/	/
Rated Voltage	300V	/	/

2. Torque value: M3, 4, 4.3Lb.in  
3. Wire range: 22~12AWG

IEC Standard

1. Pollution Degree	3	2	2
Overvoltage Category	III	III	II
Rate Impulse Voltage(KV)	/	/	/
Rate Voltage(V)	/	400V	/
Rate Current(A)	/	17.5A	/

NOTES2:

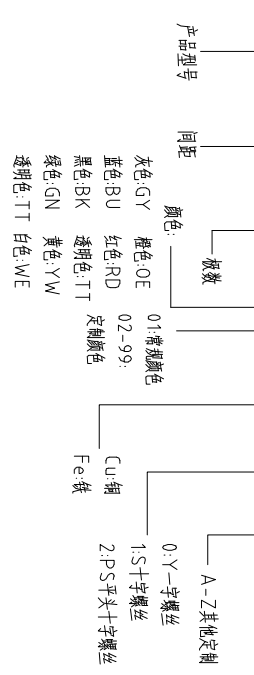
- 1.Housing: PA66(UL94V-0)
- 2.Solder Pin: Copper alloy(Sn Plated)
- 3.Screw: Steel(M3,Ni Plated)

NOTES3:

- 1.Pitch: 8.25mm Poles: 02 -24P
- 2.Stripping length: 8mm
- 3.Operating temperature: -40℃~+105℃
- 4.RoHS Compliance

How to order

MX35SM - 8.25 - XXP - XXXX - XX - X - X



ITEM	NAME OF PART	NO. OF PART	Q'TY	MATERIAL	NOTE
DWG	CHK	DATE	SCALE	SHEET/OF	1/1
APP	DATE	DATE	SCALE	A4	1/1
CIXI MAIXU ELECTRONICS CO.,LTD			MX35SM-8.25-XXP		
东莞市迈旭电子有限公司			DWGNO.		